

COLOR SWATCHES
detailed item info on back




Silver



Gold



Bronze



Graphite



Silver


Unlike traditional glazes, Satin employs a real metal leaf finish like a traditional mirror to the rearface of the mosaics. When combined with the asymmetrical bevels and sand blasted surface the end result is an elegant mosaic collection that is so inviting and alluring we could only name it Satin.

Offered in four distinct metals, these 1x1" marry the benefits of glass with the exclusivity of metals - freezing the perfect tone without any oxidation beneath the impervious glass surface.

Like a little black dress for your walls, Satin goes with anything and elevates your design to the next level

INSTALLATION & MAINTENANCE

- ◆ Product is clear float glass with a glazed rear face. Due to the clear nature of the material some “shadows” may be visible at tile edge when viewed at an angle. This is not a manufacturing defect
- ◆ Inspect all product prior to installation for any visible defects or unacceptable color/shade variation. Claims are not accepted after installation
- ◆ Install using polymer or latex modified thin set mortars. Do NOT install using mastic and/or epoxy. Flattening trowel ridges is critical
- ◆ Suggested grout width is 2mm
- ◆ For best results cutting, use a score & snap glass/tile cutter with a new cutting wheel. If necessary use a wet saw or angle grinder with a blade specifically designed to cut glass
- ◆ After cutting, smooth any rough or sharp edges with a diamond honing stone or pad
- ◆ Before grouting follow mortar manufacturer’s instructions to allow for full cure of thin set - usually 36 to 48 hours
- ◆ Grout only with non-sanded cementitious grouts. Using a sanded grout may scratch some surfaces
- ◆ After initial wash ensure all remaining “grout haze” is buffed off with a dry cloth before 24 hours have elapsed
- ◆ To clean use a damp sponge with warm water. For heavy cleaning use a non-abrasive cleaner with a damp sponge.




TECHNICAL SPECIFICATIONS

Technical Characteristics	ASTM Test Result	ASTM/ANSI Test Method
Water Absorption %	0%	A 187.1
Frost Resistance	Pass	C1026
Chemical Resistance	Highly Resistant	C650
Scratch Resistance	5.5	MOHS

PACKAGING

Size	PC/CTN	Sqft/ctn (Sqm/ctn)	Carton/Pallet	Sqft/plf (Sqm/plf)	Lbs/ctn (Kgs/ctn)	Lbs/plf (Kgs/plf)
12x12" (304x304)	17	17.11 (1.59)	36	616.13 (57.24)	37.48 (17.00)	1,349.23 (612.00)



V1


Minimal Variation

SILVER




SATISIM

GOLD




SATIGOM

GRAPHITE



SATIGRM

BRONZE



SATIBRM

