

# jumbo hex

ceramic wall tile

## COLOR SWATCHES

detailed item info on back

Cotton

Alabaster

Pumice

Denim

Straw

Nautilus

Pearl

Cafe

Black



*For the first time with Jumbo Hex collection we have married the strong geometric shapes found in our mosaic collections with the scale of a subway field tile. The grand scale takes full advantage of the larger spaces being designed today and shows off our luxurious pooling glaze to great effect.*

*Coordinating with our H-Line collection, the Jumbo Hex allows for a broad range of diversity in designing with our most popular wall tile collection. Modern or classic, with Jumbo Hex, our H-Line collection's capabilities continue to expand.*

## INSTALLATION & MAINTENANCE

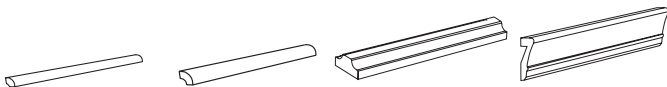
- ◆ Ceramic wall tile mosaic is suitable for all interior wall or ceiling applications including wet areas. Not suitable for demanding environments such as steam showers
- ◆ All products should be inspected prior to installation for any defects or unacceptable color/shade variation. Claims will not be accepted after installation
- ◆ Proper substrates, preparation and installation materials are required for a successful installation. For reference please see the TCNA 09300 Tile Handbook
- ◆ Non sanded grouts are recommended for high gloss wall tile mosaics
- ◆ Ensure all grout haze is buffed off before 48 hours have elapsed after installation
- ◆ Glazed mosaics should not be treated with a sealer for any reason
- ◆ To clean glazed ceramic wall tile mosaic, use a damp sponge with warm water. For heavy cleaning, use a non abrasive cleaner with a damp sponge
- ◆ Further warranty, best practices, care and maintenance details can be found on our website

## TECHNICAL SPECIFICATIONS

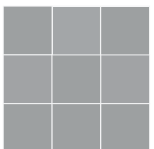
| Technical Characteristics                              | ASTM Test Result          | ASTM/ANSI Test Method           |
|--|---------------------------|---------------------------------|
| Water Absorption %                                     | ≥10%                      | A 187.1                         |
| Dimensionality (flatness, warpage, straightness, etc.) | premium grade conformance | A 187.1<br>ISO 10545-2          |
| Thermal Shock & Cracking Resistance                    | Pass                      | A 187.1<br>ISO 10545-9/11       |
| Resistance to Stains, chemicals acids, etc.            | Pass                      | C650 & C1378<br>ISO 10545-13/14 |

## PACKAGING

| Size              | PC/CTN | Sqft/ctn (Sqm/ctn) | Carton/Pallet | Sqft/plt (Sqm/plt) | Lbs/ctn (Kgs/ctn) | Lbs/plt (Kgs/plt) |
|-------------------|--------|--------------------|---------------|--------------------|-------------------|-------------------|
| 4.75x6" (123x152) | 42     | 5.43 (0.50)        | 90            | 488.26 (45.36)     | 17.20 (7.80)      | 1,547.65 (702.00) |




Pencil Bullnose, Quarter Round, Rail Liner and Chair Rail available in all colors. Visit our website for further details



**V1**

Minimal Variation



Nautilus

## H-Line Colors



Cotton | HL46COH



Alabaster | HL46ALH



Straw | HL46STH



Denim | HL46DEH



Pumice | HL46PUH



Nautilus | HL46NAH



Pearl | HL46PEH



Cafe | HL46CAH

Cotton and Alabaster colors also available in matte\*\*\*

