




COLOR SWATCHES  
detailed item info on back



White



Nickel



Smoke



Sea



Sea

*From Barcelona to Grenada, Moorish influences permeate Spanish culture, arts, language and cuisine. This elongated lantern shape is seen throughout Spain in plaster, stone and ceramic. In a simple twist of medium we have chosen fused glass to breath new life to the shape.*

*Waterjet cutting and a clever adaptation of an ancient mold technique come together to make our Andalusia Collection.*

*The result is inspired by the unique blend of ancient and modern found on any Spanish street. The subtle ripple on the surface of the glass comes from the texture on the rear-face creating surface highlights and hidden depths. When the textures are coupled with the deep and subtle color palette, it brings a distinctly European style & sophistication to any setting.*

## INSTALLATION & MAINTENANCE

- ◆ Product is clear float glass with a glazed rear face. Due to the clear nature of the material some "shadows" may be visible at tile edge when viewed at an angle. This is not a manufacturing defect
- ◆ Inspect all product prior to installation for any visible defects or unacceptable color/shade variation. Claims are not accepted after installation
- ◆ Install using polymer or latex modified thin set mortars. Do NOT install using mastic and/or epoxy. Flattening trowel ridges is critical with slim glass
- ◆ Suggested grout width is 2mm
- ◆ For best results cutting, use a score & snap glass/tile cutter with a new cutting wheel. If necessary use a wet saw or angle grinder with a blade specifically designed to cut glass
- ◆ After cutting, smooth any rough or sharp edges with a diamond honing stone or pad
- ◆ Before grouting follow mortar manufacturer's instructions to allow for full cure of thin set - usually 36 to 48 hours
- ◆ Grout only with non-sanded cementitious grouts. Using a sanded grout may scratch some surfaces
- ◆ After initial wash ensure all remaining "grout haze" is buffed off with a dry cloth before 24 hours have elapsed
- ◆ To clean use a damp sponge with warm water. For heavy cleaning use a non-abrasive cleaner with a damp sponge.




Nickel

## TECHNICAL SPECIFICATIONS

Technical Characteristics	ASTM Test Result	ASTM/ANSI Test Method
Water Absorption %	0%	A 187.1
Frost Resistance	Pass	C1026
Chemical Resistance	Highly Resistant	C650
Scratch Resistance	5.5	MOHS

## PACKAGING

Size	PC/CTN	Sqft/ctn (Sqm/ctn)	Carton/Pallet	Sqft/plf (Sqm/plf)	Lbs/ctn (Kgs/ctn)	Lbs/plf (Kgs/plf)
12.5x15.5" (320x395)	13	13.56 (1.26)	42	569.52 (52.92)	47.30 (21.50)	1987.00 (903.00)



V1

Minimal Variation

### WHITE



ANDAWH

### NICKEL




ANDANI

### SMOKE



ANDASM

### SEA



ANDASE

